



# **LITTLE ROSE ACADEMY HIGH SCHOOL**

## **SUMMER VACATION HOMEWORK**

### **SESSION 2024-25**

*Dear UKG Stars,*

*Summer vacation is here! 😊 It's time for fun, sun, and adventure!*

*Enjoy every moment of your vacation!*

*But before you dive into all the fun, don't forget your holiday homework. Take some time each day to complete it, so you're ready for more fun when school starts again.*

*School's out, sun's out, let the summer adventures begin!"*



**ENGLISH**  
**HOLIDAYS HOMEWORK**

Name: \_\_\_\_\_

# ENGLISH



## CVC Words

Word to Picture Matching

net

•

•



pen

•

•



pet

•

•



red

•


•



ten

•

•



vet

•

•

10

web

•

•






## The 'ch' Sound Worksheet

Complete the words by adding 'ch' and draw lines to match the words and pictures.

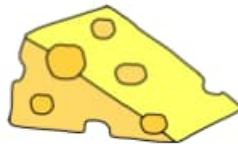
1. bran \_\_



2. \_\_ est

3. pea \_\_

4. \_\_ air



5. ben \_\_

6. tor\_\_



7. \_\_ eese



8. \_\_ ain



Name: \_\_\_\_\_

## Middle Sound: short e or short a?

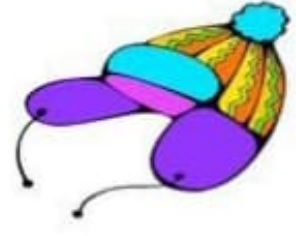
**Directions:** Look at and say each picture. Listen to the middle sound. Write an e or an a in the blank for each picture.



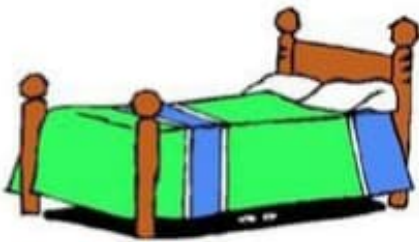
b t



w t



h t



b d



t n



r t



p n



h n



m t

Complete the words with "th" at the beginning and at the end.



wi \_ \_



\_ \_ in




\_ \_ ink



ba \_ \_




pa \_ \_



ma \_ \_



\_ \_ is



\_ \_ ick



too \_ \_



\_ \_ ree





**HINDI**  
**HOLIDAYS HOMEWORK**

## इ की मात्रा


चित्रों को देखकर शब्द पूरा करें



----- लई



----- तलष



----- तलर



----- रण



लल ----- श



त ----- लल



वृणो को जोड़कर लिखिए



ध + न



ग + ज



द + स



ह + म



प + ढ



ज + ल



च + ल



म + ग



न + ल



# निम्नलिखित को मिलाएं

फलों को सही नाम से मिलाओ



1) अमरुद



2) आम



3) सेब



4) केला



5) पपीता



6) अंगूर



7) तरबूज़



8) संतरा

चित्र देखकर सही अक्षर चुनो।



छतरी

गमला



अनार

गमला



अनार

पपीता




बारिश

पपीता



चिड़िया

पपीता



गमला



चिड़िया



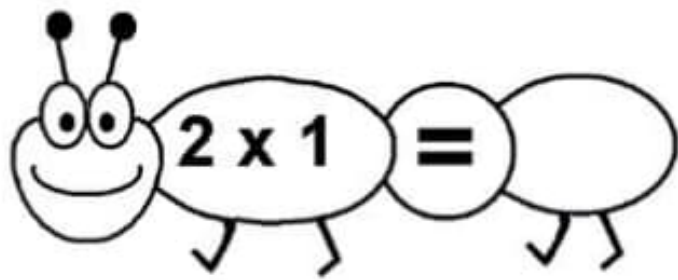


**MATHS**  
**HOLIDAYS HOMEWORK**

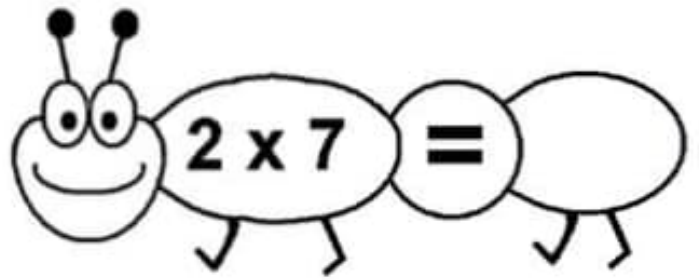
Count and write the number.



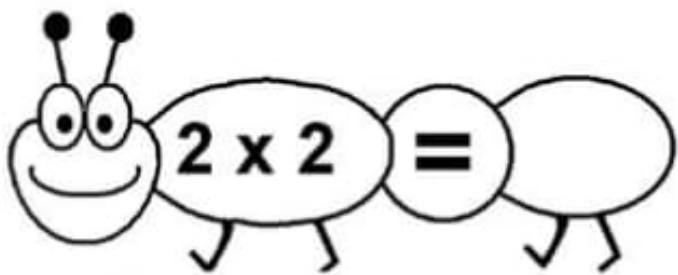
# The two times table



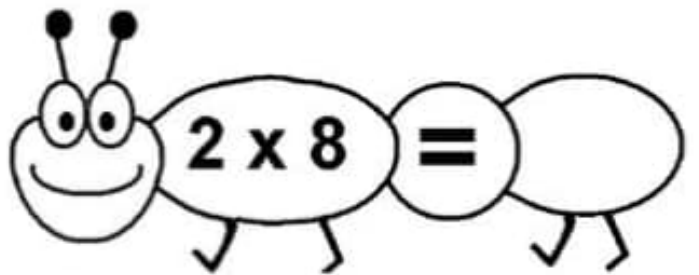
$2 \times 1 = \quad$



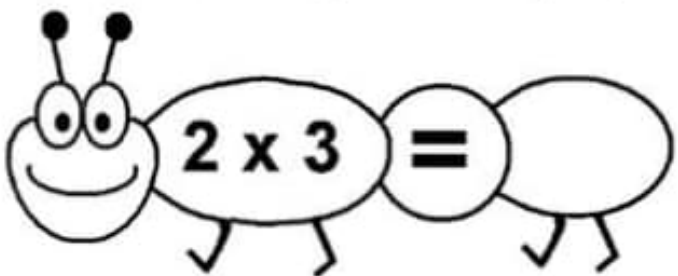
$2 \times 7 = \quad$



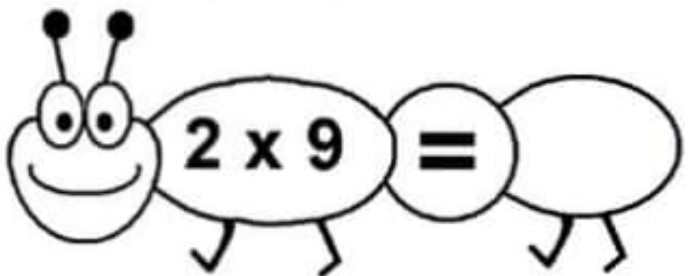
$2 \times 2 = \quad$



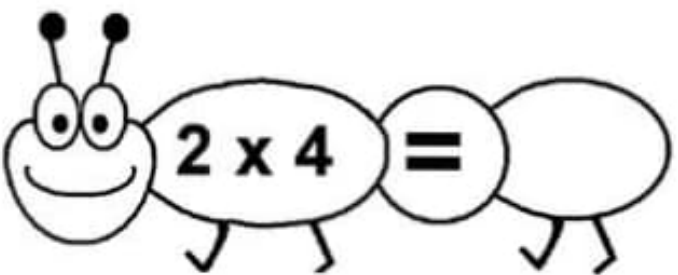
$2 \times 8 = \quad$



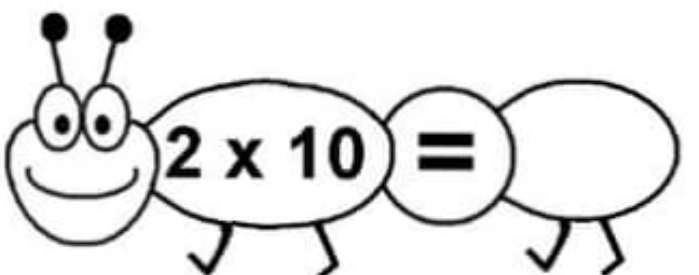
$2 \times 3 = \quad$



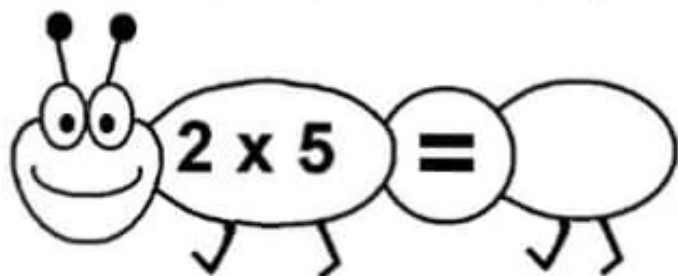
$2 \times 9 = \quad$




$2 \times 4 = \quad$



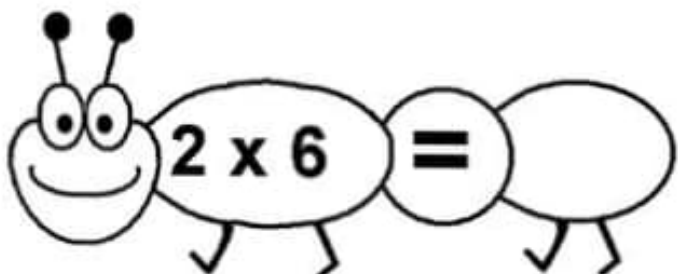
$2 \times 10 = \quad$



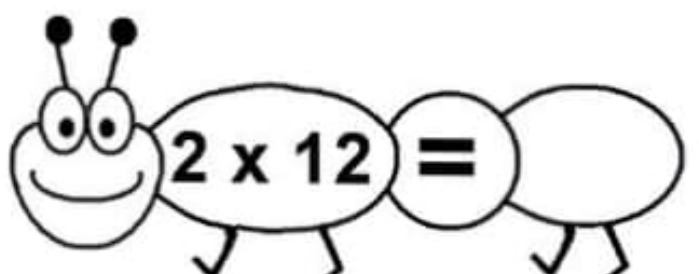
$2 \times 5 = \quad$



$2 \times 11 = \quad$



$2 \times 6 = \quad$



$2 \times 12 = \quad$



# Counting Backwards

Instructions: Complete the backward counting from 20-1.



# Before-Between-After

Directions: Write the number that comes before, between and after each number.

Before

\_\_\_ 8

\_\_\_ 17


\_\_\_ 12

\_\_\_ 1

\_\_\_ 20

\_\_\_ 44

\_\_\_ 65



Between

1 \_\_\_ 3

20 \_\_\_ 22

8 \_\_\_ 10

14 \_\_\_ 16

31 \_\_\_ 33

19 \_\_\_ 21

11 \_\_\_ 13



After

6 \_\_\_

13 \_\_\_

29 \_\_\_

34 \_\_\_


17 \_\_\_

42 \_\_\_

39 \_\_\_



**COLOUR THE  
PICTURE**







**HAPPY  
HOLIDAYS!**

